



# Absolute serial synchrony encoder SSI

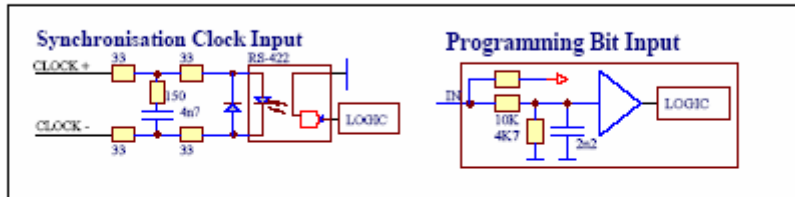
## Electronics Data

Resolution:	Single turn 12 Bit Multiturn 24 bit (12 Bit single turn - 12 bit multiturn)
Power supply:	11-24V +/- 5%
Current consumption:	Single turn 3Watt max. Multiturn 6 Watt max.
Input :	Opto-coupler balanced in RS422 (Clock)
Synchronism frequency:	80KHz-1MHz
Outputs:	Differential in RS422
Programmable Code:	Gray/Binary
Programming:	Line in RS232
Operating Temp.:	0/60°C

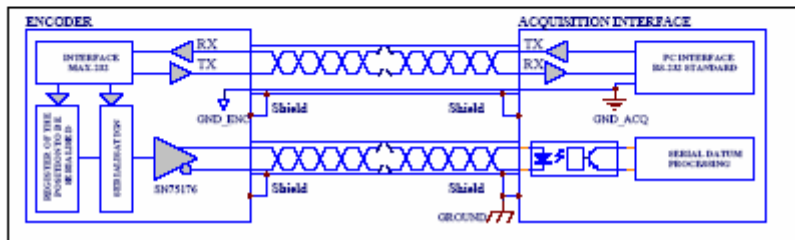
## Output circuits



## Input circuits



## Data transmission



### Ordering code

*	*	*	-	*	*	*	*	*	/	*	/	*
Series			Shaft		Flanges	Output	Connections	Options	Pulses/Turn			
Ø58mm SS = Singleturn SSM = Multiturn			Ø58mm 3=Ø 6mm L10mm 6=Ø 8mm L20mm 1=Ø10mm L20mm		Ø58mm 1=See 3= page 6= draw	1=RS422 RS485	1=9416 Axial 2=9416 Rad. 9= Axial cable 3= Radial cable	0=None				
Ø65mm SMS = Singleturn SMM = Multiturn			Ø65mm 3=Ø 6mm 10mm(SMS) 6=Ø 8mm L20mm (SMS) 1=Ø10mm L20mm		Ø65mm 3=Ø 65mm							
Ø90mm STS = Singleturn STM = Multiturn			Ø90mm 1=Ø 10mm L25mm 2=Ø 12mm L25mm		Ø90mm 3=Ø 90mm							

### Connections

CABLE	Contact 12P IP65		
Pink	1	CLOCK +	Clock +
Pink/Gray	2	CLOCK -	Complementary clock +
Brown	3	DATA S. +	Data +
Brown/Gray	4	DATA S. -	Complementary Data +
Blue	5	PROG_TX	Programming Input
Blue/red	6	PROG_RX	Programming Input
Beige	7	BIN/GRAY	Binary and Gray (active low)
Violet	8	UP/DOWN	Up/Down (active low)
Yellow/White	9	PSET 1	RESET 1 Preset (active low) 2 Preset (active low) Reset
Yellow/Brown	10	PSET 2	
Red	11	POWER +	Power + (11-24V)
Black	12	POWER -	Power - (0V)

In configuration standard, the encoder is: 12 Bit (singleturn) or 24 Bit (multiturn) of resolution, Parity inactive, increase clockwise and Binary code.  
The programming encoder parameter, effect in RS232 with a module for PC supply in equipment.

## *Absolute serial asynchronous encoder*

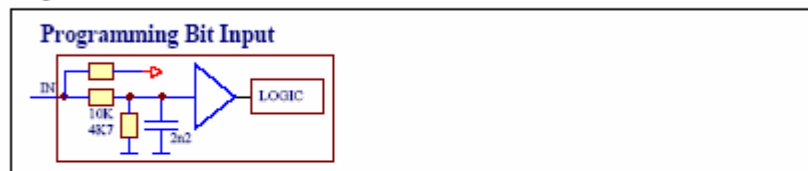
### *Electronics Data*

Resolution:	Single turn 12 Bit Multiturn 24 bit (12 Bit single turn - 12 bit multiturn)
Power supply:	11-24V +/- 5%
Current consumption:	Single turn 3Watt max. Multiturn 6 Watt max.
Baud rate :	300 to 115.200 baud
Outputs:	Differential in RS422,RS232 standard
Programmable Code:	Gray/Binary/BCD/ASCII
Programming:	Line in RS232
Operating Temp.:	0/60°C

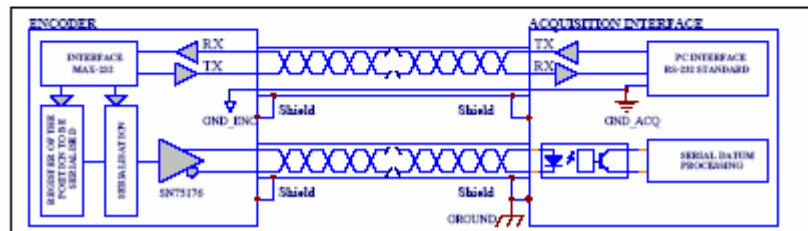
### *Output circuits*



### *Input circuits*



### *Data transmission*



### Ordering code

* * * -	*	*	*	*	*	*	*	/	*	/	*
Series				Shaft	Flange	Output	Connections	Options	Pulse/Turn		
Ø58mm ASI = Singleturn ASM = Multiturn				Ø58mm 3=Ø 6mm L10mm 6=Ø 8mm L20mm 1=Ø10mm L20mm	Ø58mm 1=See 3=page 6=draw	1=RS422- RS485/ RS232	1=9416 Axial 2=9416 Rad 9=Cable axial 3=Cable rad.	0=None			
Ø65mm AMS = Singleturn AMM = Multiturn				Ø65mm 3=Ø 6mm L10mm(AMS) 6=Ø 8mm L20mm (AMS) 1=Ø10mm L20mm	Ø65mm 3=Ø 65mm						
Ø90mm ATS = Singleturn ATM = Multiturn				Ø90mm 1=Ø 10mm L25mm 2=Ø 12mm L25mm	Ø90mm 3=Ø 90mm						

### Connections

CABLE	Contact 12P IP65		
Pink	1		
Pink/Gray	2		
Brown	3	DATA A. +	Data +
Brown/Gray	4	DATA A. -	Complementary Data +
Blue	5	PROG_TX	Programming Input
Blue/red	6	PROG_RX	Programming Input
Beige	7		
Violet	8	UP/DOWN	Up/Down (active low)
Yellow/White	9	RESET	Reset
Yellow/Brown	10		
Red	11	POWER +	Power + (11-24V)
Black	12	POWER -	Power - (0V)

In configuration standard, the encoder is: 12 Bit (singleturn) or 24 Bit (multiturn) of resolution, Parity inactive, increase clockwise and Binary code.  
The programming encoder parameter, effect in RS232 with a module for PC supply in equipment.

İmaj Teknik Elektrik Elektronik San. ve Tic. Ltd. Şti.

EMEKYEMEZ MAH.TUTSAK SOK. NO: 16/13-14-15  
KARAKOY/İSTANBUL  
TURKEY

Telefon : +90 212 235 9535 / 36  
Fax : +90 212 235 9537

www.imajteknik.com  
www.imajteknik.com.tr